
COMPOSITION / CONSTRUCTION of MATERIALS:

Doors are 1" thick, constructed with two **22-gauge** sheets of stretcher leveled type 304 stainless steel #4 finish that are formed and then laminated under pressure to a sound deadening double-faced honeycomb core. Face plates are welded together at intervals of 18" on center around entire perimeter to insure a rigid one-piece unit. All edges are then interlocked with a continuous stainless steel roll-formed edge molding. All mitered corners are welded and ground smooth. Corner clips will not be acceptable.

Panels are 1" thick, constructed with two **22-gauge** sheets of stretcher leveled type 304 stainless steel #4 finish that are formed and then laminated under pressure to a sound deadening double-faced honeycomb core. Face plates are welded together at intervals of 18" on center around entire perimeter to insure a rigid one-piece unit. All edges are then interlocked with a continuous stainless steel roll-formed edge molding. All mitered corners are welded and ground smooth. Corner clips will not be acceptable.

Type C/H –Ceiling Hung Pilasters are 1-1/4" thick, constructed with two **18-gauge** sheets of stretcher-leveled type 304 stainless steel #4 finish that are formed and then laminated under pressure to a sound deadening double-faced honeycomb core. Face plates are welded together at intervals of 18" on center around entire perimeter to insure a rigid one-piece unit. Edges are then interlocked with a continuous stainless steel roll-formed edge molding. All mitered corners are welded and ground smooth. Pilasters shall have a carrying member made up of a 3/8" X 1" solid steel bar, welded into the pilaster with an additional inverted 18-gauge channel. Two 3/8" diameter X 6" long cadmium plated studs anchor pilaster to structural steel support*. Locking nuts, washers and leveling nuts allow for field adjustment. A polished 3" high stainless steel shoe of one-piece construction shall be supplied to conceal ceiling anchoring. Tamper proof shoe assembly held in place by means of concealed anchor clips –exposed screws are not acceptable.

*Structural steel supports shall be supplied, drilled and tapped by others in accordance with drilling template supplied by AAMCO.

FINISH: All doors, panels and pilasters shall be type 304 stainless steel with a #4 finish and include a durable plastic film covering to safeguard them during shipment and installation. All components shall have vertical grain finish except panels wider than 58½" –seaming is not acceptable.

HARDWARE and FITTINGS: All material components are fully prepared with suitable internal reinforcement to receive all necessary hardware and fittings. AAMCO supplies factory pre-drilled components for a safer, more efficient and trouble-free installation. All door hinges and strike/keeper will be thru-bolted with sex bolts having theft resistant heads. Appropriate screws supplied for all other hardware and fittings. All fastenings have a corrosion resistant finish.

Doors:

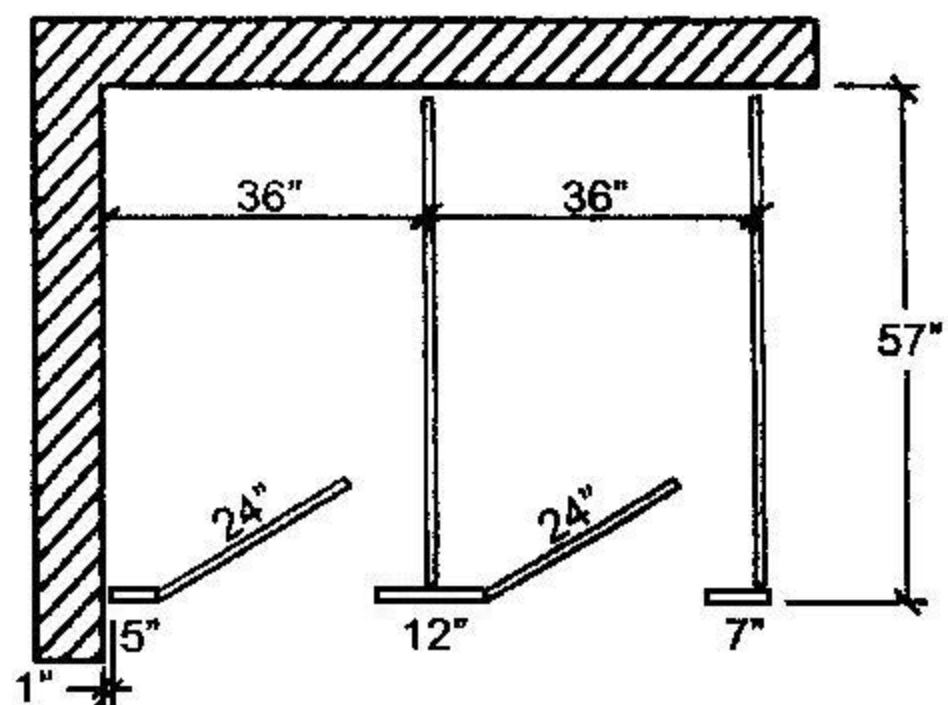
- Upper and lower door brackets are heavy non-ferrous Zamac castings that become integral part of door as they are imbedded within pre-formed abscesses at time of assembly. Satin finish shall closely resemble door finish.
- Top hinge bracket (#102) is a heavy, non-ferrous Zamac casting with chrome-plated finish. One-piece design has a 5/8" wrap-around flange that fits over the pilaster edge for maximum durability.
- Stainless steel 5/16" diameter pin (#101) goes through the door and the top hinge bracket for three-point bearing.
- Bottom hinge bracket (#103) is a heavy, non-ferrous Zamac casting with chrome-plated finish. One-piece design has a 5/8" wrap-around flange that fits over pilaster edge for maximum durability. Door operates on opposing nylon cams that are fully recessed and concealed within the lower door bracket. The gravity activated cam assembly provides easy adjustment of door permitting it to rest at any desired open or fully closed position when not latched.
- Concealed latch assembly with stainless steel pin allows for emergency access. Cover plate and turn knob (#104) are heavy, non-ferrous Zamac castings with chrome plated finish. ADA lever handles are supplied on all handicap doors.
- Door strike and keeper (#105) is a heavy, non-ferrous Zamac casting with chrome-plated finish. One-piece design has a 5/8" wrap-around flange that fits over pilaster edge for maximum durability.
- Combination coat hook and bumper (#106) is a heavy, non-ferrous Zamac casting with chrome-plated finish.

Wall and Pilaster Brackets:

- Shall be heavy, non-ferrous Zamac castings with chrome-plated finish. The wall anchored pilasters and dividing partition panels shall be attached with two brackets of either double ear or single ear design depending on existing wall condition. Dividing partition panels shall be attached to the "rear" pilaster face with two "U" brackets.

INSTALLATION: Shall be in accordance with AAMCO's approved shop drawing and installation instructions with partitions being rigid, plumb, straight and level. Unless stated otherwise, doors and panels are 58" high and mounted 12" above finished floor. Pilaster finished bottom to align flush with bottoms of doors and panels. Actual pilaster length is determined by ceiling height.

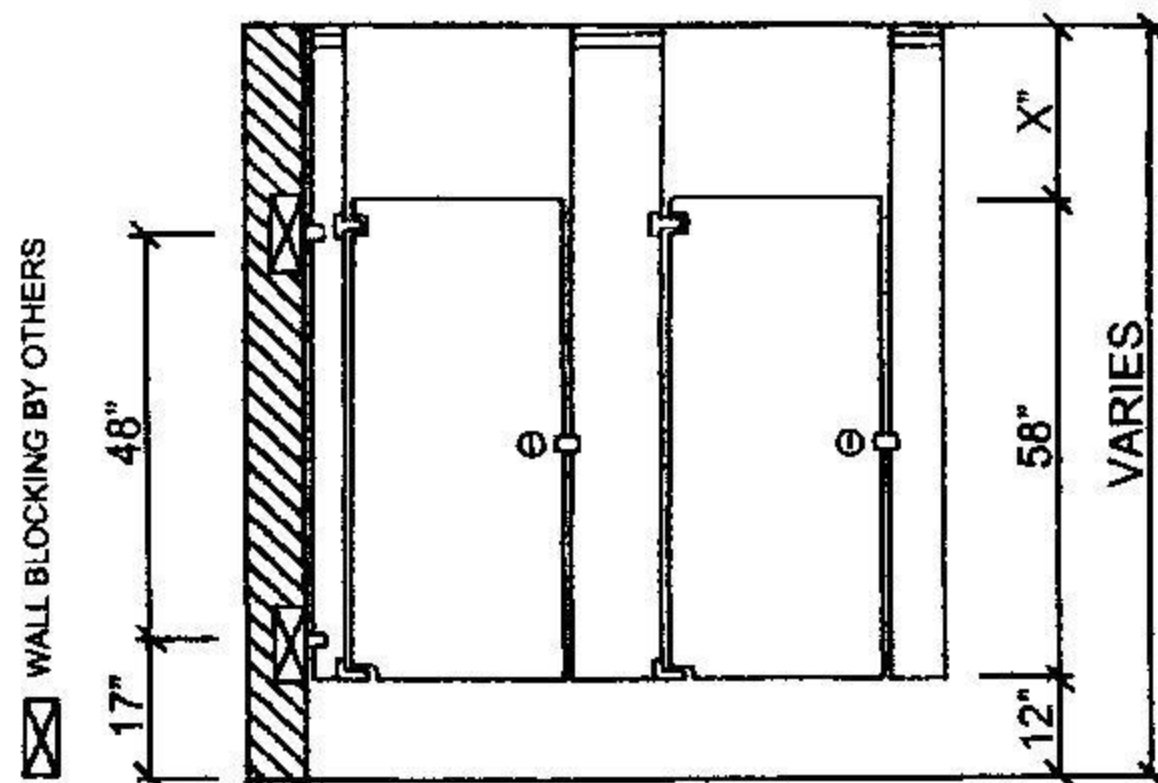
WARRANTY: AAMCO provides for all stainless steel materials, when properly maintained, a ten-year warranty against all defects in workmanship and construction under normal wear and use of this product.



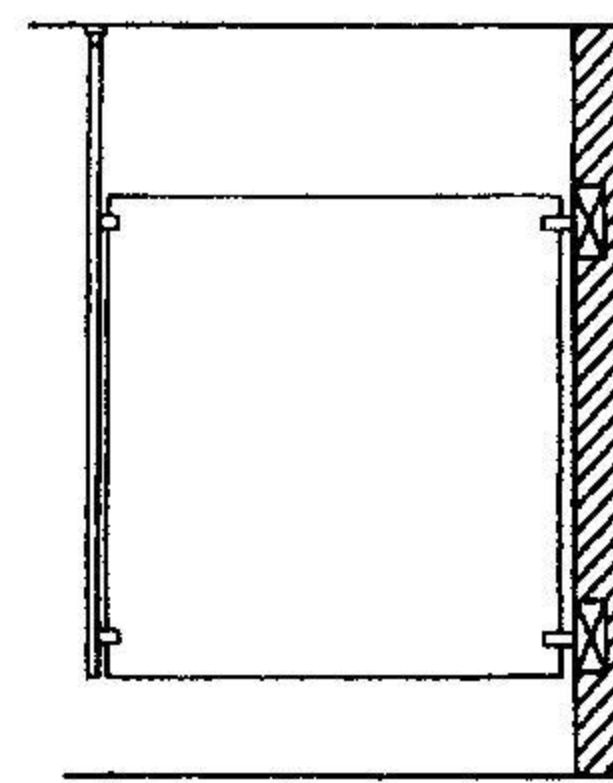
TYPICAL FLOOR PLAN

TYPE C/H -CEILING HUNG

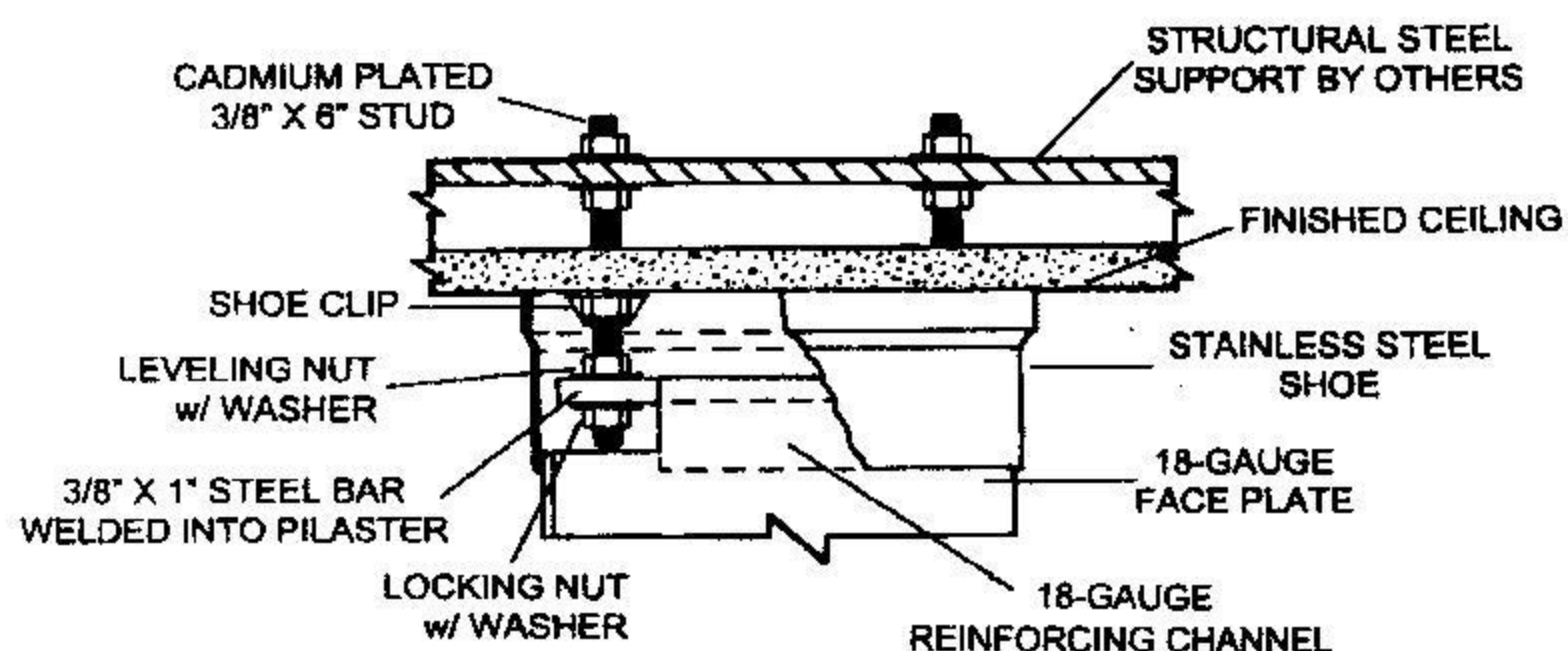
The completely unobstructed floor space makes this contemporary design an ideal choice when simplified washroom maintenance is of primary importance. Best results are achieved when used in conjunction with wall-hung fixtures. Structural steel ceiling supports are required for proper installation of this style.



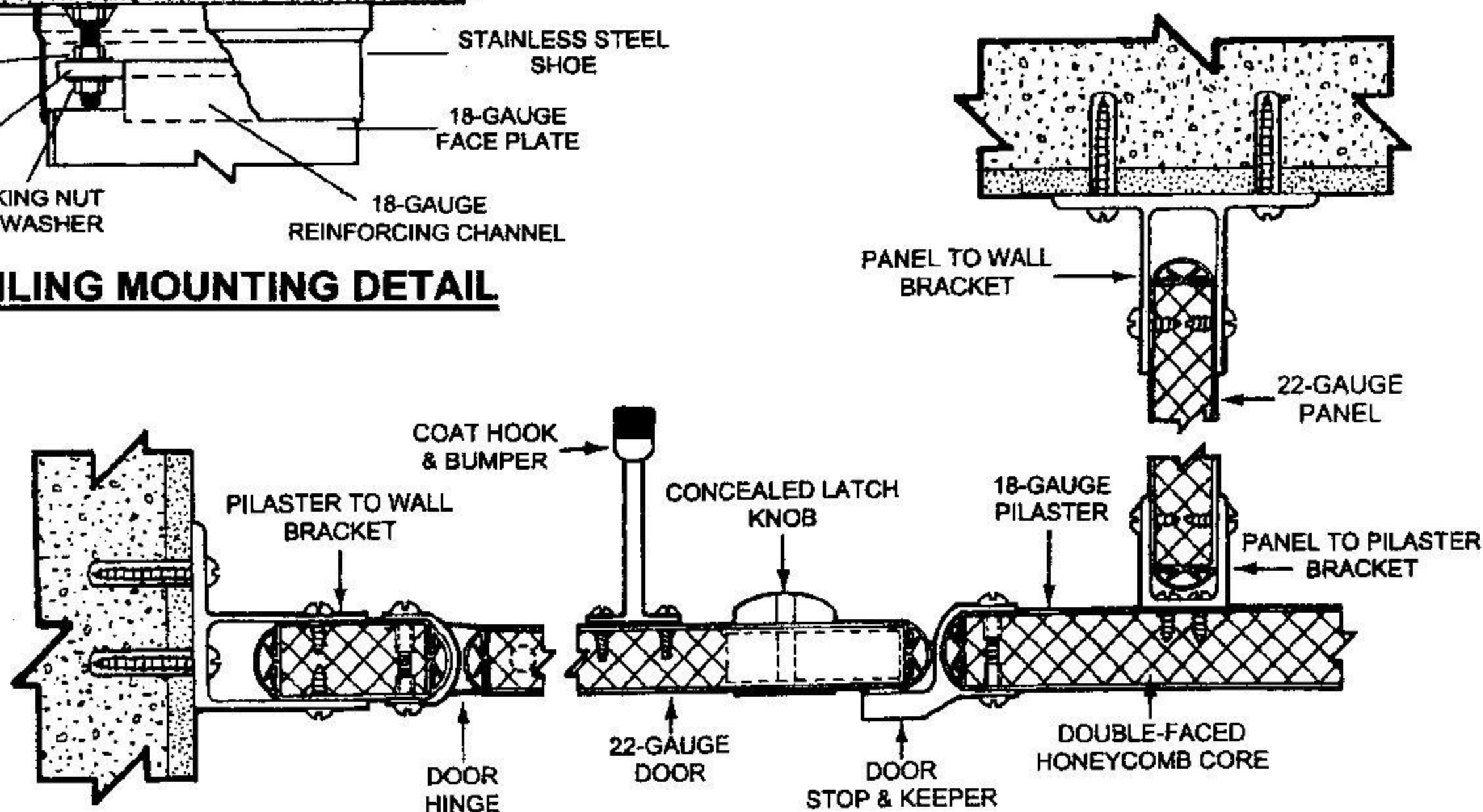
FRONT ELEVATION



SIDE ELEVATION



CEILING MOUNTING DETAIL



CROSS SECTION